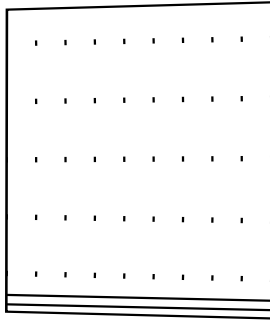




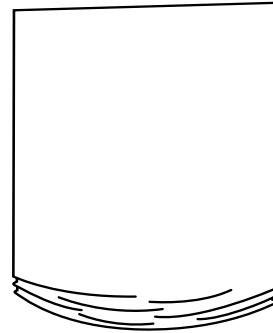
ROMAN SHADES

From Design to Installation, Your Vision Without Compromise.™




FLAT

- Appears as a smooth solid piece or with visible pleats that can be seen even when the shade is fully extended.
- A clean look when the shade is raised.
- Operated by pulling on the lift cords. It folds in accordion-fashion halfway between each row of rings.
- Lift rings are sewn on the Up Folds.
- Each shade has an even number of folds.



EUROPEAN

- The sides of the shade curve upward when the shade is raised. This allows the fabric to gather in soft folds at the bottom for an elegant presentation.
- Shades must be dressed and set, rather than raised and lowered for everyday use.
- This look can only be achieved as a stationary shade.



HOBbled

- A fabric panel that lies flat against the window when fully extended and forms neat stacked folds, like an accordion, when raised.
- A flowing, cascade look, similar to drapery.
- Retains its soft, overlapping folds, or loops, when fully extended if desired.

SPECIFICATIONS

Roman shades offer clean, classic lines suitable for any taste or decor style. Elegant and versatile, roman shades come in a wide variety of styles and features from insulated, to room darkening and blackout, to light filtering and sheer. All of our custom Roman Shades settle smoothly, evenly and gracefully into soft folds when raised.



<input type="checkbox"/> Quote <input type="checkbox"/> Order		Phone	Email
Bill To		Ship To	
Address		Address	
City	State	City	State
Zip		Zip	
Sidemark		Ship Via	
Pattern	Width	VSBO-Ecru FR	
Color	Repeat	VSBO-White FR	
Source	Treatment Description	Trevira-Natural FR	
Roman Shades			

QTY	BOARD FACE	SQUARE FEET	RETURNS	FINISHED LENGTH	#EXTRA FOLDS	STAYS	# SWOOPS	CORD LEFT	CORD RIGHT	BRANDING	TRIM	REGULAR LIFT	CLUTCH LIFT	DOFIX

Special Instructions _____

Customer Signature _____ Date _____